

Savannah National Wildlife Refuge Waterway for Wildlife

Junior Refuge Manager Discovery Program Ages 5 - 8

Junior Refuge Managers at Savannah National Wildlife Refuge have fun learning, discovering, and creating while becoming familiar with native wildlife and basic refuge management practices.

This booklet belongs to _____.

Let's Get Started

To work on becoming a Junior Refuge Manager, check out a backpack at the visitor center information desk. The backpack contains binoculars, bird identification books and a magnifier.

You may explore

- The movie and exhibit area at the visitors center
- The Beech Hill Nature Trail, butterfly garden, and bird feeding station outside the visitor center
- The Laurel Hill Wildlife Drive, Kingfisher Pond Recreation Area, and hiking/biking trails in and around the impoundment area.

Carry water whenever you are hiking. In hot weather, be sure to put on bug spray, sunscreen, and a hat.



The Blue Goose is the symbol of the National Wildlife Refuge System. How many Blue Goose symbols can you count in this workbook?

The Junior Refuge Manager Discovery Program is family-oriented. Feel free to help your future Junior Refuge Manager complete the activities.

Complete 8 of the 12 activities to earn a Junior Refuge Manager badge.

Complete all 12 activities to earn a Junior Refuge Manager badge and a refuge patch.

After completing your activities, return to the front desk of the visitor center for assistance in finalizing the process to become a Junior Refuge Manager.

Safety Comes First

Junior Refuge Managers know that safety comes first. Do your part to be sure you have a fun and safe experience by following the refuge safety practices and procedures.

- Always keep a safe distance from wildlife. Do not feed or disturb any animals you see.
- If animals eat plastic, food, glass, or metal that people throw away, they can become sick or die. Do not litter.
- For your own safety, swimming is not allowed on the refuge.
- Move slowly and stay on the trails. Plant growth on trail shoulders may hide snakes, alligators, poison ivy and stinging insects. Do not enter areas posted as closed.
- Leave wildlife, plants, or other natural objects on the refuge where you found them for other visitors to enjoy as well. A good motto is: "Take only memories, leave only footprints".
- Dogs, cats, and other pets are not allowed on the refuge.


National Wildlife Refuges

Currently there are over 560 refuges in the United States. Refuges provide a place for wildlife to live. The mission of the U.S. Fish and Wildlife Service is to work with others to conserve, protect and enhance fish, wildlife and plants and their habitats for the continuing benefit of the American people.



Nature F-U-N

Keep your eyes open for the following items as you explore the visitor center and the refuge. Can you get a **Nature F-U-N**? Three in a row or diagonally makes you an alligator. All four corners make you an eagle.



There's No Place Like Home

Below is a picture list of Savannah National Wildlife Refuge habitats and the animals that live in these habitats. See if you can match the animal with its habitat. Some animals may be seen in more than one habitat.

Habitats



Animals




Sounds of Nature

Find a quiet, comfortable place outside the visitor center. This spot should be where you are not tempted to talk to anyone else. Relax and just listen to the sounds around you for 3 minutes. What do you hear?



Art In Nature

Think about your favorite place on the refuge.
Draw a picture in the frame below of what you see.



Birding with Binoculars

Visit the bird feeding station in front of the visitor center. Using your binoculars to observe the birds for 3 minutes, can you identify which birds are visiting the refuge?



When surveying birds, biologists often record the environmental conditions at their survey site. This helps them better understand the behavior of the birds.

Season of the Year: (Circle one)

Spring

Summer

Fall

Winter

Time: (Circle one)

Morning

Afternoon

Weather: (Circle all that apply)

Cloudy

Rainy

Windy

Sunny

Cold

Hot

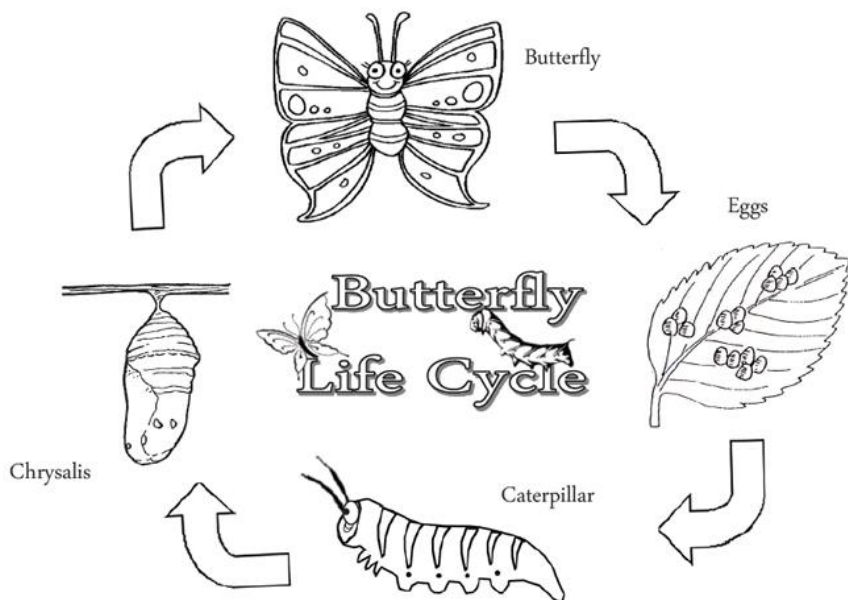
How many different species of birds? _____

How many total birds did you see? _____

Using the bird book, identify at least one bird you see at the feeder. (Hint: common birds are Carolina chickadee and American goldfinch)

Exploring the Butterfly Garden

Using your detective skills can you find anything interesting in the garden? Look for the different stages of a butterfly. Use your magnifying glass in the refuge backpack to see things up close.



What did you find?	Total Number	Colors
Butterfly		
Chrysalis		
Caterpillar		
Egg		

Trees Are Homes for Wildlife

Explore the Beech Hill Nature Trail at the visitor center to learn about trees. There are trees labeled along the trail that are native to this area. Look for these trees to answer the questions below.

American Beech: Is the bark smooth or rough?

American Hornbeam: Describe the bark of this tree.

Cherry Bark Oak: Is this tree short or tall?

American Holly: Is the leaf smooth or will it stick you?

Southern Magnolia: Describe the leaf on this tree.

Loblolly Pine: Does it have leaves or needles?

Alligators Here, Alligators There

Alligators can be found in many places on the refuge.
Throughout your visit to the refuge, monitor the alligators.

How many alligators are in the visitor center? _____

How many teeth does the donation box alligator have?

Look at the “Who Am I” exhibit with the clues about reptiles.
If you shine a light on an alligator at night, what color will its eyes glow? _____

What was the total number of alligators you saw today
(count the ones in the visitor center and outside)?


_____ + _____ = _____
(Inside) (Outside) (Total)

**Alligators are wild animals and can be dangerous.
Never try and approach, touch, or feed an alligator.
Always view alligators on the refuge, or anywhere in
the wild, from a safe distance.**



Refuge Critters

Circle the pictures of the animals you see on the refuge or displayed in the visitor center exhibit area.



What is the total number of animals displayed in the exhibit area? (Do not count the pictures of animals.)

How many of these animals have feathers? _____

How many of these animals have fur? _____

A Riverside Chorus

In the exhibit area, play the game, “A Riverside Chorus”, and experience the calls of nature at Savannah National Wildlife Refuge. Listen to the sounds of wildlife and make selections until you have correctly identified all five animal sounds.

Did you listen and replay to get five correct answers?

_____ Yes

_____ No

What is your favorite sound of the 5 animals?



Wildlife Word Search

Circle the wildlife related words in the puzzle. Words can be across or down.

ALLIGATOR

BIRD

DIKE

DUCK

EAGLE

FROG

HABITAT

OWL

RACCOON

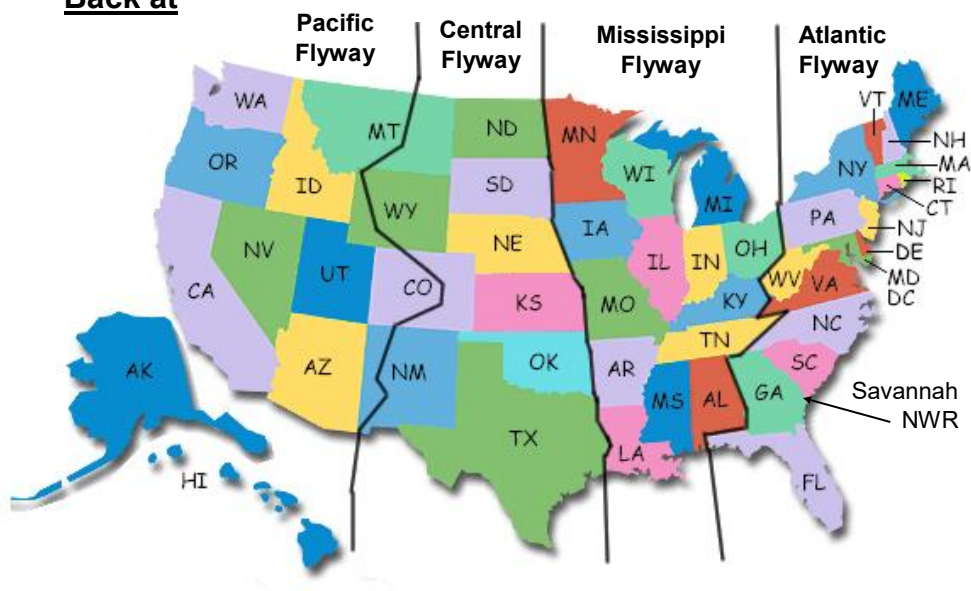
A	L	L	I	G	A	T	O	R
E	A	G	L	E	A	K	C	R
O	H	W	A	K	B	F	D	K
W	H	E	E	L	L	D	B	D
L	L	F	R	O	G	R	I	I
H	L	B	L	R	T	A	R	K
R	A	C	C	O	O	N	D	E
H	A	B	I	T	A	T	R	E
D	U	C	K	A	C	L	R	T

Draw Your Migration Route

Many species of birds migrate each year. Birds migrate due to changes in food availability, habitat, or weather. Each species uses a special flyway to migrate. There are four flyways in the United States. Refuges are like stepping stones for birds because they provide safe places for them to stop and rest along their migration routes.

Place a star next to your home area and then draw a line from your home marking the migration route you traveled to arrive at Savannah National Wildlife Refuge.

Back at



Home Activities

- ⇒ Invite wild bird visitors to your yard by erecting bird houses and bird feeders.
- ⇒ Visit a national wildlife refuge close to your home.



Junior Refuge Manager Pledge

I pledge that I will protect and preserve the animals and land of the Savannah National Wildlife Refuge. I will visit other refuges and learn more about the conservation mission of the National Wildlife Refuge System.

Junior Refuge Manager _____

Refuge Manager _____

Date _____

